

PRODUCT SPECIFICATIONS

AMP

MODEL NO.	MOTOR	RPM		60HZ		50HZ		NET WT.		CAPACITOR	
		60HZ	50HZ	60HZ	50HZ	HP	KW	lbs.	kg	mfd.	VOLT
86R142-101-N270X	100-120/200-240 (60Hz) 100-120/200-240 (50Hz)	1725	1425	2.8/1.4	3.5/1.8	1/4	0.19	14.9	6.8	30	370

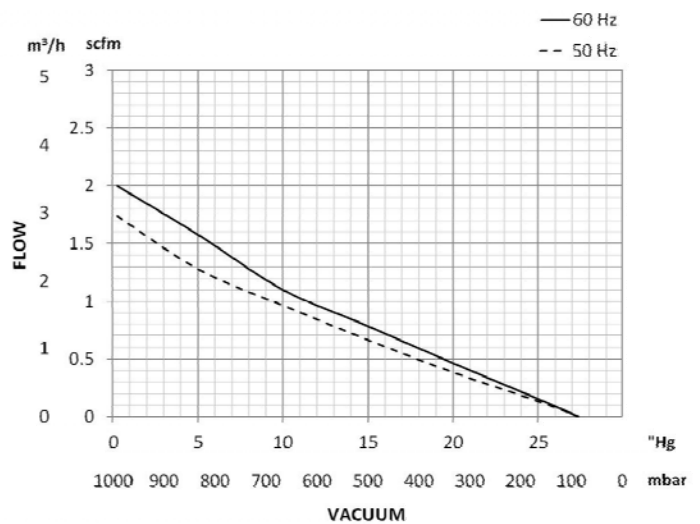
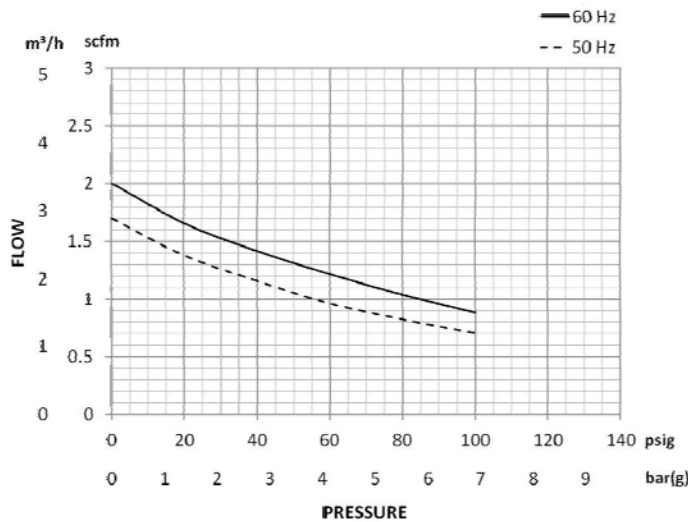
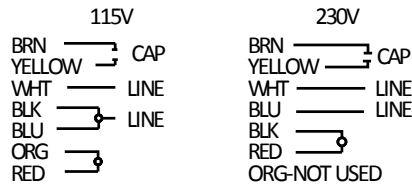
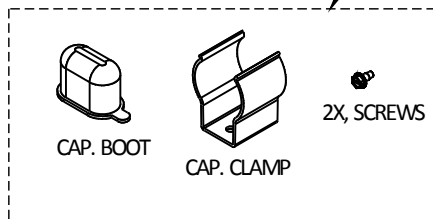
 SOUND LEVEL LESS THAN 65 db(A)

 NORMAL AMBIENT +5 °C - +40 °C

 RELATIVE HUMIDITY 20% - 80%

 ENVIRONMENT CLEAN DUST FREE
NOTES:

1. TECHNICAL DATA SUBJECT TO CHANGE WITHOUT NOTICE.
2. THIS PUMP MUST BE INSTALLED IN AN ENCLOSURE.
3. ALL DIMENSIONS ARE FOR REFERENCE ONLY.
4. KIT P/N: K961.

PRODUCT PERFORMANCE: 50Hz & 60Hz CURVES BASED ON 230V.

PRODUCT DIMENSIONS:
WIRING DIAGRAM

 CAPACITOR MOUNTING KIT
TO BE SHIPPED UNATTACHED.


CAPACITOR TO BE SHIPPED UNATTACHED

